



Description:

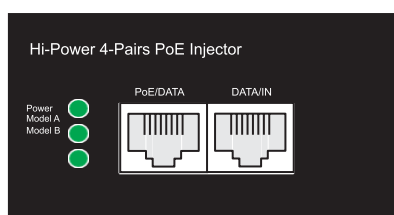
The PoE Injector is a single port POE injector offer a compact and cost effective, It can convert standard 100~240V/AC power into low voltage. DC that runs over existing LAN cable to power up IEEE 802.3af, at & bt. compliant network accessories. Remote powering of wireless LAN (WAN) access points, IP Security cameras, VoIP telephone and other low port density installations.

The POE Mid-spans no need to connect with external power supply and its associated AC/DC power cabling, provided a compact, affordable of safe and reliable power solution over existing Ethernet infrastructure.

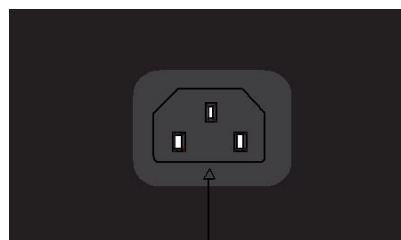
Features:

- ✧ Up to 60W of Power on 4-pairs
- ✧ Supports 10/100/1000 Base-T applications
- ✧ LED indicators for power input and PoE output
- ✧ Internal AC/DC converter no need for external power brick
- ✧ Easy plug-and-play installation
- ✧ Multi-protection

Hardware Description:



PoE/ DATA:
Connect to the camera with UTP
cable 5 to supply power



AC socket, connect with AC cable.

DATA IN:

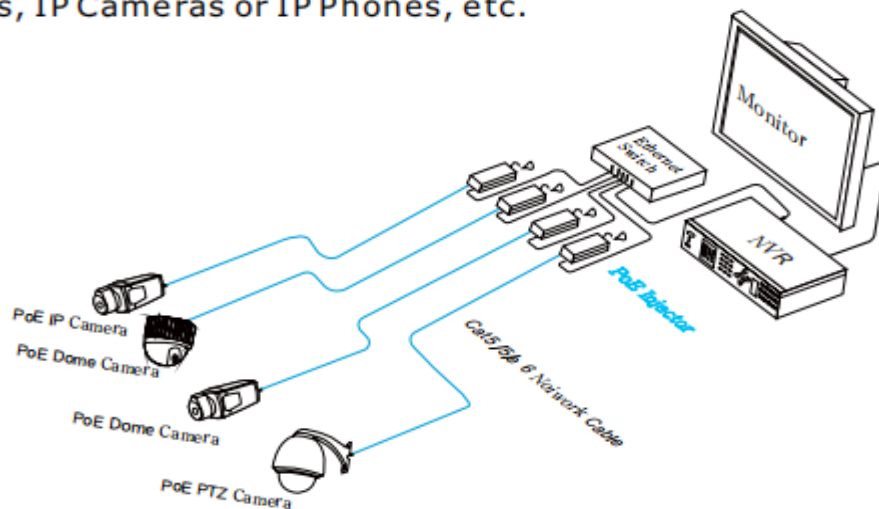
Connect to the Ethernet device with CAT5 UTP cable to transmit data.

PWR: Power LED , a steady green light indicates that the PoE injector got 100-240V power input

Model A Model B:12.36 and 45.78-Powered LED lights

Application:

Use PoE Injector with PD to expand your network to where there are no power lines or outlets, where you wish to fix devices such as APs, IP Cameras or IP Phones, etc.



Steps:

1. Use a CAT5 UTP cable to connect port of Ethernet device to the DATA IN port,
2. Connect AC cable with Injector and Socket
3. Connect the PoE OUT port to a PD with CAT5 UTP cable.

Specifications:

No. of Ports	1
Pass Through Data Rates	10/100/1000Mbps
Power Over Ethernet Output	Power Pin Assignment: 3/6(+), 1/2 (-),4/5(+),7/8(-)
	Output Power Voltage: 50Vdc
	Output Current:0.5A
	User Port Power: 30W&60W
User Port Power: 30W	AC Input Voltage: 100 to 240 Vac
	AC Frequency: 50 to 60 Hz
Dimensions	168mmx73.5mmx44mm
Indicators	System Indicator: AC Power
	User Indicator: Channel Power
Connectors	Shielded RJ-45, EIA 568A and 568B
Protection	Over current protection
	Overload protection
	Over voltage protection
	Anti-interference protection
Environmental Conditions	Operating Ambient Temperature:0 to 40°C
	Operating Humidity:
	Maximum 85%, Non-condensing
	Storage Temperature: -10 to 50°C
	Storage Humidity:
	Maximum 90%, Non-condensing